

7V Series manifold



Specification

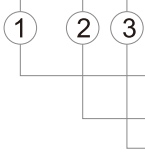
Item\Manifold Model	7V0500M	7V100M	7V200M	7V300M
Fluid	Air(to be filtered by 40μm filter element)			
Temperature	-20~70°C			
Adaptable valve's series	7V0500 Series	7V100 Series	7V200 Series	7V300 Series

Product feature

1. It is available to integrate the direction control valves of the same series to form valve group to save space and cost.
2. It is easy to examine when there are faults owing to the unified air intake and exhaust and unified wiring.
3. Flexible combination and strong expansion capability can make any combination or expansion of the numbers of direction control valves that are connected.

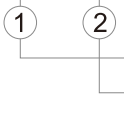
Ordering code

7V100M 5F T Ordering code for manifold



① Model	7V0500M : 7V0500 Series manifold	7V100M : 7V100 Series manifold	7V200M : 7V200 Series manifold	7V300M : 7V300 Series manifold
② Number of stations	1F: 1 Station 2F: 2 Station 3F: 3 Station 20F: 20 Station			
③ Thread type	Blank : PT thread G : G Thread T : NPT Thread			

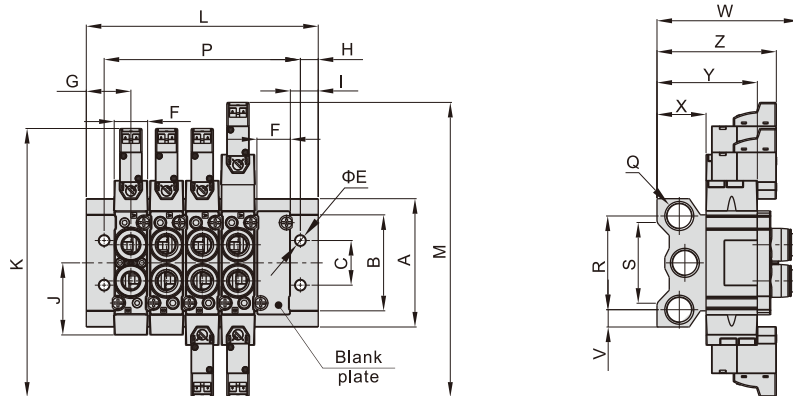
P-7V100M - R2 Ordering code for blank plate



① Model	7V0500M : 7V0500 Series manifold	7V100M : 7V100 Series manifold	7V200M : 7V200 Series manifold	7V300M : 7V300 Series manifold
② Code	R2: Blank plate for manifold			

[Note] 1. Manifold kits contains manifold, seal and screw. 2. Blank plate kits contains blank plate and screw.

Dimensions



Model\Item	A	B	C	E	F	G	H	I	J	K	M	Q	R	S	V	W			X	Y	Z	
7V0500M	46	32	16	4.5	10	17.5	7.5	12.5	22.5	102	110	1/8"	32	26	7	36.2(M5)	50.5(J04)			17	35.5	47.5
7V100M	57.5	43	20	4.5	15	20	8	12.5	32	121	132	1/4"	40	36	9	55(06)	62.5(J04)/64(J06)	65.5(J08)	22	45	53.5	
7V200M	60	52	21	4.5	18	22	8.5	13	39	134	147	1/4"	42	38	9	58.5(08)	76.5(J08)	78.5(J10)	24	52	57	
7V300M	85	75	26	4.5	23.5	24	5	12	54	167	185	3/8"	57	58	14	-	-	-	27	74	-	

Model\Item	L																			
	1F	2F	3F	4F	5F	6F	7F	8F	9F	10F	11F	12F	13F	14F	15F	16F	17F	18F	19F	20F
7V0500M	35	40.5	51	61.5	72	82.5	93	103.5	114	124.5	135	145.5	156	166.5	177	187.5	198	208.5	219	229.5
7V100M	40	50	66	82	98	114	130	146	162	178	194	210	226	242	258	274	290	306	322	338
7V200M	44	56	75	94	113	132	151	170	189	208	227	246	265	284	303	322	341	360	379	398
7V300M	48	72	96	120	144	168	192	216	240	264	288	312	336	360	384	408	432	456	480	504

Model\Item	P																			
	1F	2F	3F	4F	5F	6F	7F	8F	9F	10F	11F	12F	13F	14F	15F	16F	17F	18F	19F	20F
7V0500M	20	30.5	41	51.5	62	72.5	83	93.5	104	114.5	125	135.5	146	156.5	167	177.5	188	198.5	209	219.5
7V100M	24	40	56	72	88	104	120	136	152	168	184	200	216	232	248	264	280	296	312	328
7V200M	27	46	65	84	103	122	141	160	179	198	217	236	255	274	293	312	331	350	369	388
7V300M	38	62	86	110	134	158	182	206	230	254	278	302	326	350	374	398	422	446	470	494