

Preparation unit——A, B Series

AFR、BFR Series Filter & regulator



Symbol



Product feature

1. The structure is delicate and compact, which is convenient for installation and application.
2. The pressed-in self-locking mechanism can prevent the abnormal movement of the set pressure caused by external interfere.
3. The pressure loss is low and the efficiency of water separating is high;
4. In addition to standard type, lower pressure type is optional(The highest adjustable pressure is 0.4MPa).


Specification

Model	AFR1500	AFR2000	BFR2000	BFR3000	BFR4000
Fluid	Air				
Port size [Note1]	1/8"	1/4"	1/4"	3/8"	1/2"
Filtering grade	40μm or 5μm				
Pressure range	Semi-auto and automatic drain:0.15~0.9MPa(20~130Psi) Manual drain:0.05~0.9MPa(7~130Psi)				
Max. pressure	1.0MPa(145Psi)				
Proof pressure	1.5MPa(215Psi)				
Temperature range	-5~70°C(unfreeze)				
Capacity of drain bowl	15CC				60CC
Weight	260g				400g

[Note1] PT thread, G thread and NPT thread are available.

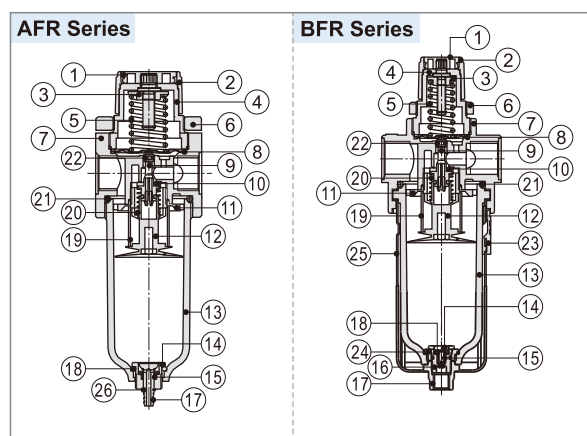
Ordering code

AFR 2000 M □ □ □ 1 W □



① Model	② Port size	③ Drain type	④ Type code	⑤ Accessories	⑥ Pressure gauge	⑦ Scale	⑧ Filtering grade	⑨ Thread type
AFR: A Series Filter & regulator	1500: 1/8" 2000: 1/4"	Blank: Semi-auto drain M: Manual drain	Blank: Standard (0.9MPa)	Blank: Bracket J: No bracket	Blank: Pressure gauge N: No pressure gauge	1: MPa 2: psi 3: bar 4: kgf/cm ² & psi	Blank: 40μm W : 5μm	Blank: PT (Scale: Mpa or kgf/cm ² & psi) G: G(Scale:bar) T: NPT(Scale:psi)
BFR: B Series Filter & regulator	2000: 1/4" 3000: 3/8" 4000: 1/2"	Blank: Semi-auto drain M: Manual drain A: Automatic drain	L: Lower pressure (0.4MPa)					

Inner structure



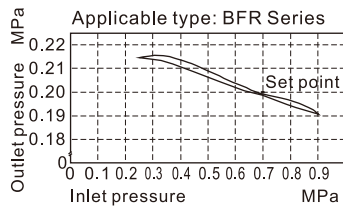
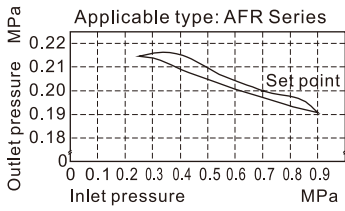
No.	Item	Material	No.	Item	Material
1	Push button	POM	14	Drain kit	A:Steel/B:POM
2	Adjusting button	POM	15	Return spring	Stainless steel
3	Adjusting nut	08A	16	Drain seat	A:Steel/B:POM
4	Adjusting seat	POM	17	Drain pillar	POM
5	Adjusting spring	SWC	18	Drain O-ring	NBR
6	Fixed ring	POM	19	Filter element	5μm HDPE 40μm HDPE
7	Body	Aluminum alloy	20	Return spring	Stainless steel
8	Diaphragm	Stainless steel & rubber	21	Drain bowl O-ring	NBR
9	Balance needle	POM	22	Needle O-ring	NBR
10	Needle gasket	Aluminum alloy & rubber	23	Bowl guard switch	POM
11	Air guider	POM	24	Gasket	POM
12	Umbrella baffle	POM	25	Bowl guard	PA66
13	Drain bowl	PC	26	Clip	Spring steel

Preparation unit—A, B Series

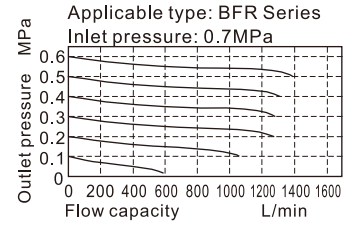
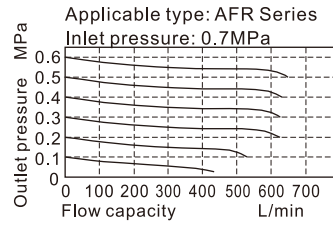
AFR、BFR Series Filter & regulator

Pressure and feature of flow

Pressure chart



Flow chart

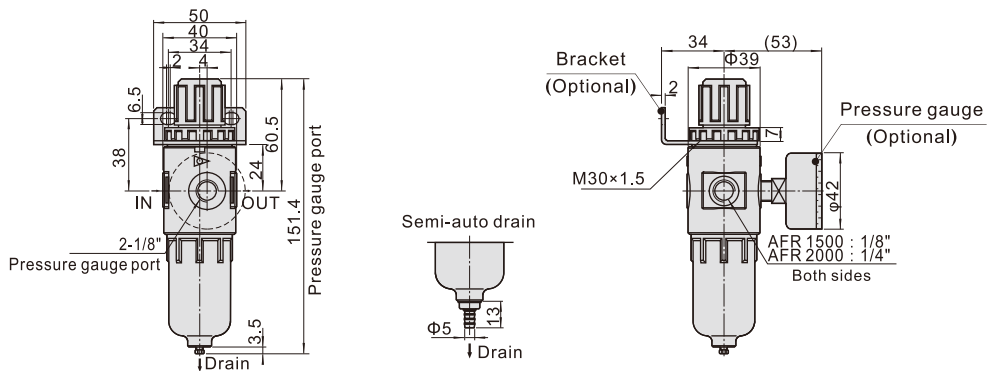


Selection of drain mode

The drain modes of different series are different. Please refer to P263 for details.

Dimensions

AFR Series



BFR Series

