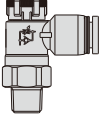
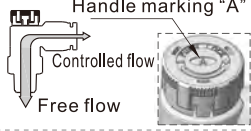
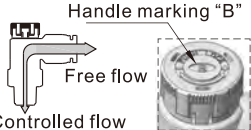


PTL Mini series

Ordering code

PTL 6 M5 A □ □ - M


① ② ③ ④ ⑤ ⑥ ⑦

① Model	② Port size	③ Thread connection	④ Control method	⑤ Standard color	⑥ Thread type	⑦ Style
PTL: Speed controller (Push lock) 	4 : Φ4mm 6 : Φ6mm	M5 : M5X0.8 01 : 1/8"	A: Meter-out  B: Meter-in 	Standard color: Specification Blank: Gray Release button: Gray Body: Gray D: Black Release button: Black Body: Black	Blank: PT	M: Mini type

Specification

Operating pressure range	0~10kgf/cm²(0~1.0MPa)
Negative pressure	-750mmHg(10Torr)
Proof pressure	1.5MPa
Ambient and fluid temperature (°C)	-20~70
Applicable tubing	Soft nylon or polyurethane
Color	Grey/black

Symbol



Selection, Installation and Operation

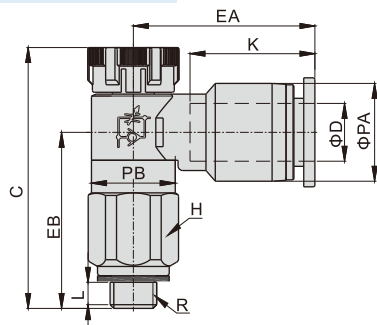
- The rotation torque of the push-lock speed controller cap should not be too large to avoid damage. It is recommended to use the torque below.

Thread size	Recommended torque(N.m)
M5	0.05
1/8"	0.08

- Push-lock speed controller installation instructions is the same as general one. Please refer to general type for specific content.

Dimensions

PTL Mini series



Model/Item [Note1]	ΦD	R	ΦPA	ΦPB	L	C		K	EA	EB	H	Weight (g)
						Pull	Push					
PTL4M5□-M	4	M5×0.8	8.5	9	3.5	29.5	28	12.5	16.5	19	9	5
PTL401□-M		1/8"	8.5	9	3.5	29.5	28	12.5	16.5	19	10	11
PTL6M5□-M	6	M5×0.8	10.5	9	3.5	29.5	28	13.5	19.5	19	9	6.2
PTL601□-M		1/8"	10.5	9	3.5	29.5	28	13.5	19.5	19	10	12

[Note1] "□" stands for A or B. A indicates meter-out type while B indicates meter-in type. The two types are with the same overall dimension.